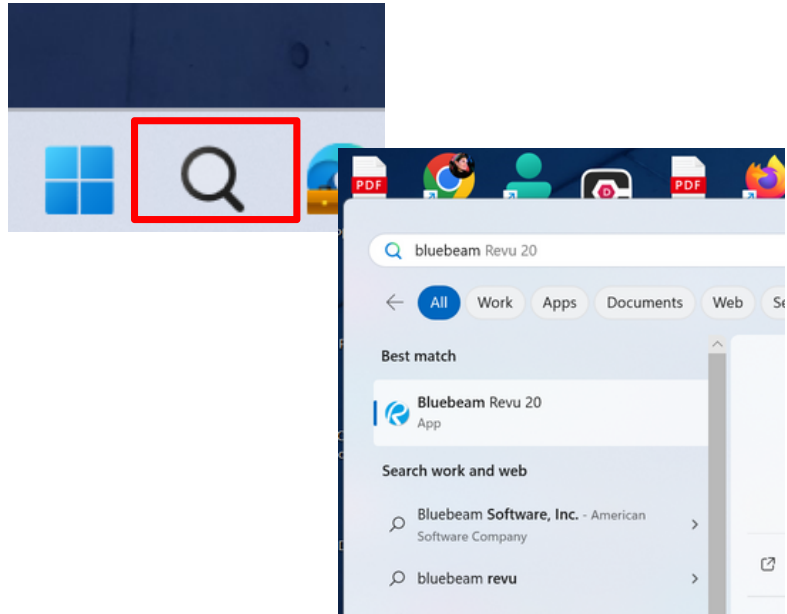


Opening Bluebeam

*NOTE

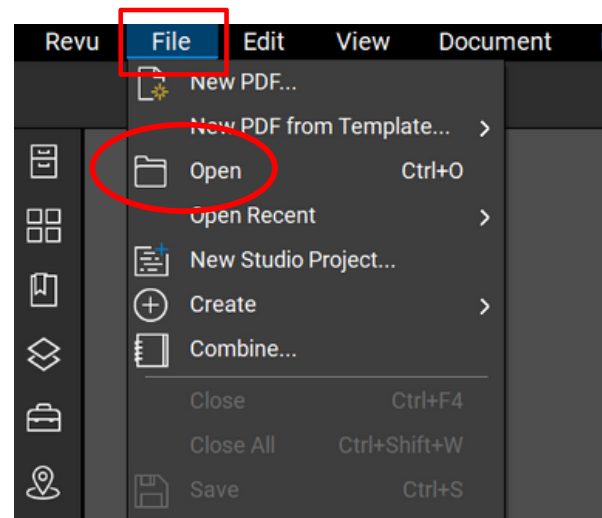

- Use the magnifying glass in the bottom browser of your computer to search for “Bluebeam”



*NOTE- If Bluebeam is not already uploaded on to your computer, contact [Jorge Pagan](#) for technical support

1

- Double-click on the Bluebeam icon
- When the program opens, click on “File” in the top left-hand corner of the screen
- Use the dropdown to click “Open”



Opening Bluebeam

2

- Search/ select the saved file that you'd like to edit
- Click "Open"

