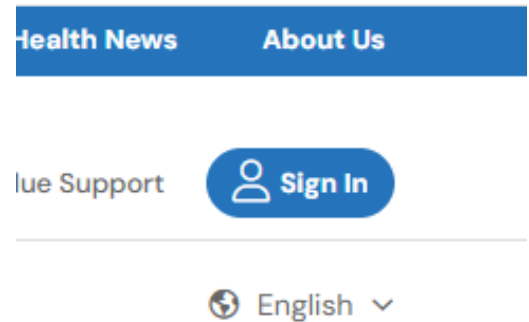


Signing on to Blue Cross Blue Shield

1

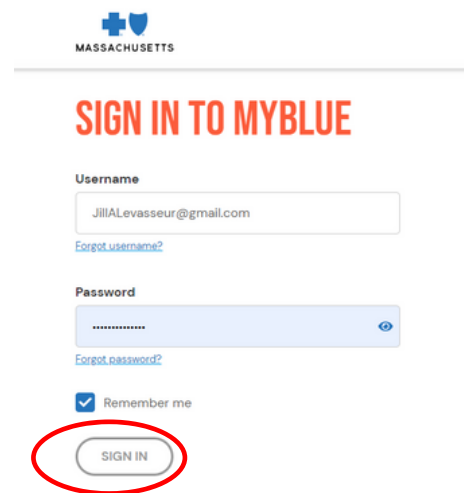
- Go to:
[MyBlueHealthcare Insurance](#)

- Click on "Sign In"

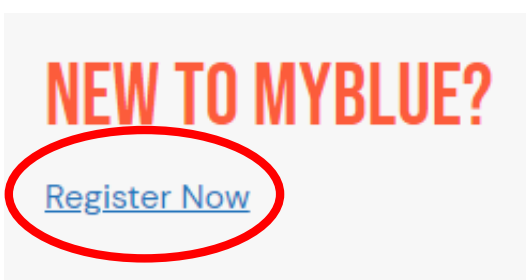


2

- Sign In
 - Username
 - Password
- Click "Sign In"



- If you are a new user, scroll down to "NEW TO MY BLUE" and click Register Now
 - You will need the information from your health insurance card to complete registration
- Click "CONTINUE TO STEP 1"



GET STARTED

Complete these steps in order to register for your MyBlue account. Note that any incomplete registration information will not be saved. Members are able to fully use their health plan from its effective date regardless of any potential issues experienced during MyBlue registration. Please proceed with registering and be aware of a potential delay accessing MyBlue.

📅 For Blue Cross Blue Shield of Massachusetts members

🕒 5 minutes to complete

☰ What you will need

Email address

Mobile phone number (U.S. only)

Member ID number @bluecan1.bcdhsd.com

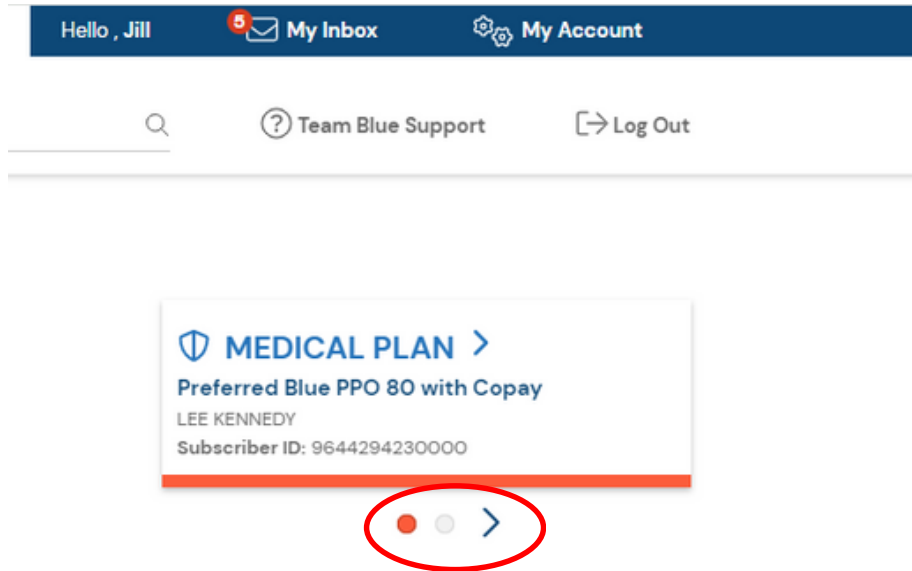
Basic personal information

Medicare card (for Medicare members only)

CONTINUE TO STEP 1

3

- Click on “MEDICAL PLAN” to view your medical plan information



- Click on “DENTAL PLAN” to view your dental plan information
 - Use the arrows to toggle between the two plans.

