



# Tool Bar:


## Right-Side Treeview

- **Textbox (T):** Places a text box markup
- **Highlighter (H):** Adds a semi-transparent line simulating a highlighter
- **Pen (P):** Adds a free-drawn markup



- **Cloud+ (K):** Adds a polygon with a cloud-like appearance preset
- **Cloud (C):** Adds a text callout markup
- **Callout (Q):** Adds a text callout markup



- **Stamp:** Contains available stamps
- **Image (I):** Places an existing graphic image as a markup on the current PDF
- **Snapshot (G):** Copies content from the PDF to the clipboard, from which it can be pasted into a Snapshot markup or another program



# Tool Bar:

## Right-Side Treeview

- Line (L): Adds a line markup
- Arrow (A): Adds an arrow markup
- Arc (SHIFT + C): Adds a curved markup
- Polyline (SHIFT + N): Adds a polyline markup



- Dimension (SHIFT + L): Adds a dimension or leader line markup
- Rectangle (R): Adds a rectangle markup
- Ellipse (E): Adds an elliptical markup

**[Use this link](#) for more detailed information on the tools available through Bluebeam\***